

# Linking Khan Academy and College Board Student Accounts

---


# Why link Khan Academy and College Board Accounts?

---

- ▶ As of early January this year, you are now able to link your College Board and Khan Academy accounts in when you get your PSAT/NMSQT results.
- ▶ Linking your accounts will further personalize your practice: the practice recommendations on Khan Academy will be based on your PSAT/NMSQT results
- ▶ All future scores from the SAT, PSAT/NMSQT, PSAT 10 and PSAT 8/9 will also be sent to help customize your practice and recommendations on Khan Academy.
- ▶ You will be able to jump right into practice without having to take any additional diagnostic quizzes or practice tests to get personalized recommendations.

*Please note that you can terminate your account linking at any time.*

# LINKING ACCOUNTS COLLEGE BOARD & KHAN



# Steps to link your College Board and Khan Academy Accounts

## Step 1

Log in to or create your Khan Academy account at [satpractice.org](https://satpractice.org)

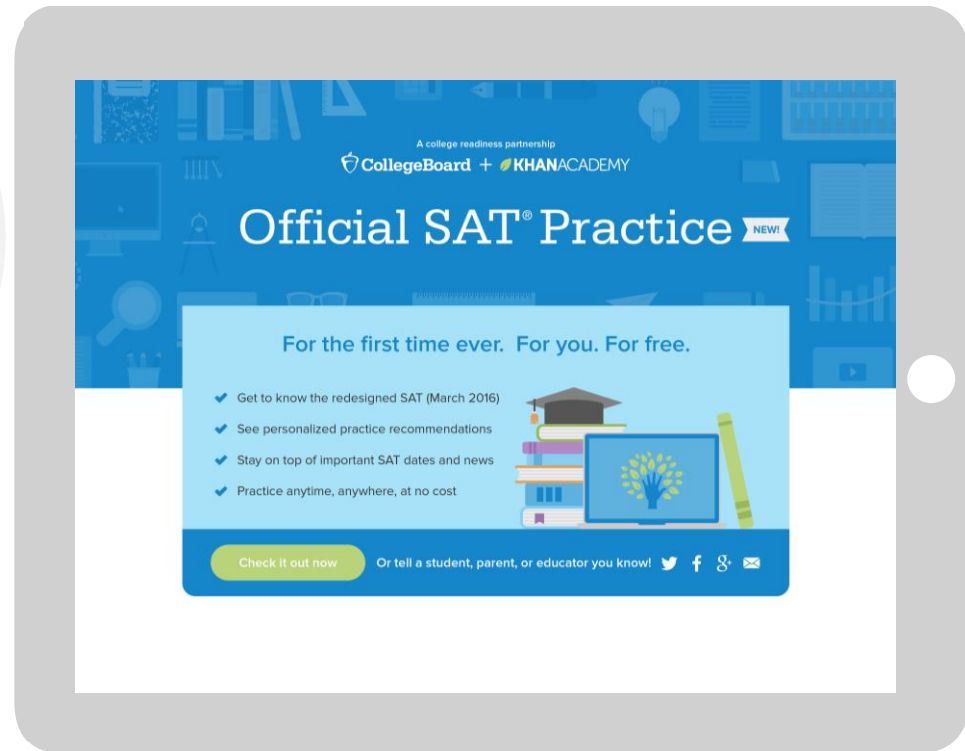
## Step 2

When prompted, agree to link your Khan Academy and College Board accounts

## Step 3

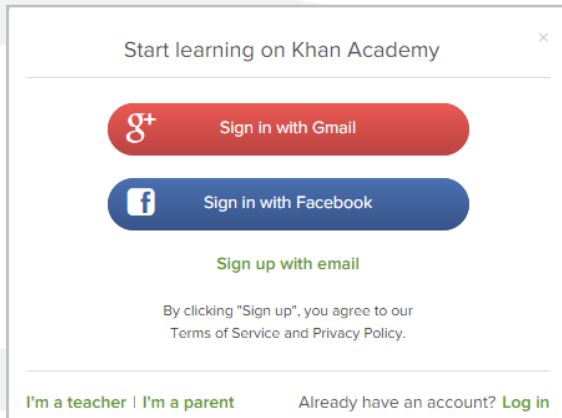
Sign in or create your College Board Account and hit “Send” to send your scores

**Sign up. Link up.  
Get practicing.**



# Step 1:

## Create a Khan Academy Account



Start learning on Khan Academy

Sign in with Gmail

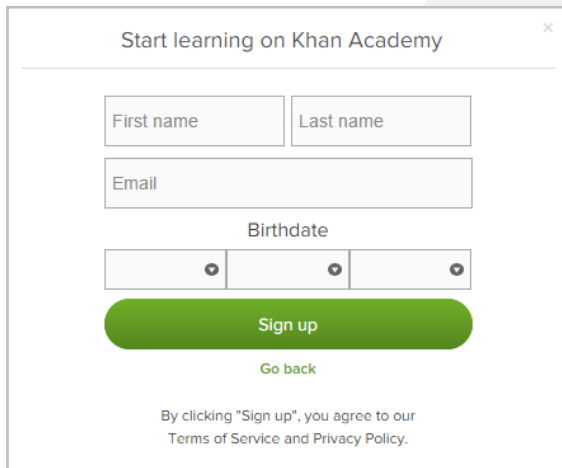
Sign in with Facebook

Sign up with email

By clicking "Sign up", you agree to our Terms of Service and Privacy Policy.

I'm a teacher | I'm a parent

Already have an account? [Log in](#)



Start learning on Khan Academy

First name

Last name

Email

Birthdate

Sign up

Go back

By clicking "Sign up", you agree to our Terms of Service and Privacy Policy.

- ▶ Log in to or create your Khan Academy account
  - ▶ Go to [satpractice.org](https://satpractice.org)
  - ▶ Click green button labeled "Check it out now"
  - ▶ Sign in with Gmail, Facebook, or click "Sign up with email"
    - ▶ If you click Sign in with Gmail or Facebook, enter in your username and password for either these accounts and you are signed in
    - ▶ If you click "Sign up with email" Enter in First Name/Last name/Email/Birthdate and click "Sign Up"
      - ▶ An email will be sent to your account to verify; sign in to your email
      - ▶ Open email from Khan Academy accounts and click on the "Finish Signing Up" button
      - ▶ A welcome screen will appear where you will enter username and password and click "Sign Up"

## Step 2:

# Begin to link your Khan Academy Account to College Board

- ▶ You have logged into Khan Academy for the first time and will be asked if you would like to send PSAT results
- ▶ If you already have a Khan Academy account, a prompt will appear asking if you want to send your PSAT results to Khan Academy
- ▶ After choosing that option, you will be directed to [collegeboard.org](https://collegeboard.org)

The screenshot shows the Khan Academy interface for SAT practice. At the top, it says "Welcome to Official SAT® Practice" and "KHANACADEMY". There is a link "Exit SAT practice" in the top right corner. The main content area contains the following text:

We'd love to start by practicing what you missed on the PSAT.

To make this happen, we'll have you sign in to [CollegeBoard.org](https://CollegeBoard.org) and send your PSAT results to Khan Academy. Doing this will enable you to skip our diagnostic quizzes. We will also receive updates about the date of your upcoming SAT.

If you haven't taken the PSAT yet, no worries, let's take your first diagnostic quiz.

Below the text are two options:

- A Sign in to [CollegeBoard.org](https://CollegeBoard.org) and send your PSAT results to Khan Academy
- B Take your first diagnostic quiz

At the bottom of the interface, there is a progress indicator showing "Do 3 questions" with two green checkmarks and a "3" in a box. To the right of the progress indicator is a blue button that says "Sign in to [CollegeBoard.org](https://CollegeBoard.org)".

# Step 3:

## Create a College Board Account

---

- ▶ Sign in to your College Board account; if you do not have a College Board account, click 'Sign Up' to create one.
- ▶ The steps for creating a College Board account are:
  - ▶ Click on the “Sign up” blue box
  - ▶ Fill in the fields to create your student account ensuring all information is correct
  - ▶ Click “Next” at the bottom when all fields are completed
  - ▶ You are now Signed In

The screenshot shows the College Board login and sign-up interface. On the left, under the heading "Welcome", there is a "Sign In" section with two input fields: "Username" and "Password", each with a small eye icon to toggle visibility. Below these fields is a checkbox labeled "Remember me" and a "Sign in" button. Underneath the sign-in section are two links: "Forgot Username?" and "Forgot Password?". On the right, under the heading "Don't Have An Account? Sign-Up.", there is a paragraph of text: "Create your College Board account today to get started:". Below this text are two bullet points: "• **Students** can register for exams, get test scores, find colleges, learn about financial aid, and more." and "• **Education professionals** can access tools and services designed to support their work, including online reports, test ordering, recruitment support, financial aid solutions, and more." At the bottom right of this section is a blue "Sign Up" button.

*Please note that students under 13 cannot create a College Board Account.*

# Step 3:

## And Hit Send to Link Accounts

- ▶ After successfully logging in to your College Board account, you will be asked for permission to link your accounts.
- ▶ After clicking “Send” you will be redirected to SAT practice on the Khan Academy site.
- ▶ You can remove the link at any time, by clicking on “Revoke” which is found in College Board account settings.

Request for Approval

Khan Academy is requesting permission for the following:

Press “Send” below to give College Board permission to send your test results to Khan Academy so that Khan Academy can personalize your practice recommendations based on how you did. And once you’re registered for the SAT, College Board will also send Khan Academy your upcoming test date so they can update your practice schedule. You can remove permission at any time.

Logged in as SOA1693

CollegeBoard Don't Send Send

Revoke Permission ×

Are you sure that you want to stop sharing item-level data about your performance and dates of SAT tests for which you are registered with Khan Academy?

Cancel Revoke



# Now Start Practicing on Khan Academy with Personalized Recommendations

- ▶ You can start your practice in either Math or Evidence Based Reading & Writing.
- ▶ The recommendations are based on how you did on the PSAT/NMSQT or PSAT 8/9.
- ▶ Keep practicing – with each additional problem and activity the personalization gets stronger and gets you closer to your goal score on the SAT, PSAT/NMSQT, PSAT 10, or PSAT 8/9.

The screenshot displays the 'Official SAT Practice' dashboard. At the top, there are navigation tabs: 'Dashboard' (selected), 'Practice', 'Tips and Planning', and 'Full Exams'. A partnership logo for 'CollegeBoard' is visible in the top right. The main content area features a blue header with the text 'TODAY'S GOAL Practice your skills' and a prompt to 'Choose the area you'd like to focus on for improvement today.' Below this are two buttons: 'Practice Reading & Writing' and 'Practice Math'. The dashboard also includes a 'Top test scores' section with a table showing scores for TOTAL (1280), MATH (600), and READING & WRITING (680). A 'Current skill levels' section shows progress for Math and Reading & Writing. A 'Frequently asked questions' section is at the bottom.

Top test scores			View Full Exams	
TOTAL	MATH	READING & WRITING		
1280	600	680		

Current skill levels		Practice skills	
Math	Reading & Writing		

# What Else Can I Do?

---

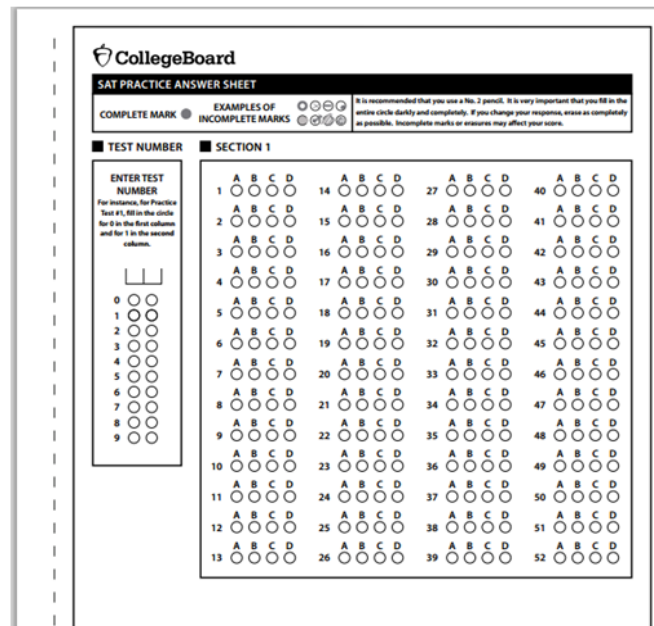
# SAT Scan and Score App

# Access Official Practice Tests and More!

- ▶ Print answer sheets and scan and score through your phone!
- ▶ Access practice on your smartphone through downloading the **Daily Practice for the New SAT App**.

## Instant Scoring

- ▶ Print SAT Answer Sheet from our website
- ▶ Take the practice test
- ▶ Open the free app, Daily Practice for the New SAT
- ▶ Snap a picture of your answer sheet
- ▶ Get your score!



CollegeBoard  
SAT PRACTICE ANSWER SHEET

COMPLETE MARK:  ◉ ◉ ◉ ◉ ◉  
EXAMPLES OF INCOMPLETE MARKS:  ◉ ◉ ◉ ◉ ◉,  ◉ ◉ ◉ ◉ ◉,  ◉ ◉ ◉ ◉ ◉,  ◉ ◉ ◉ ◉ ◉

It is recommended that you use a No. 2 pencil. It is very important that you fill in the entire circle darkly and completely. If you change your response, erase as completely as possible. Incomplete marks or erasures may affect your score.

TEST NUMBER: \_\_\_\_\_ SECTION 1

ENTER TEST NUMBER  
For instance, for Practice Test #1, fill in the circle for 1 in the first column and for 1 in the second column.

1	A B C D	14	A B C D	27	A B C D	40	A B C D
2	A B C D	15	A B C D	28	A B C D	41	A B C D
3	A B C D	16	A B C D	29	A B C D	42	A B C D
4	A B C D	17	A B C D	30	A B C D	43	A B C D
5	A B C D	18	A B C D	31	A B C D	44	A B C D
6	A B C D	19	A B C D	32	A B C D	45	A B C D
7	A B C D	20	A B C D	33	A B C D	46	A B C D
8	A B C D	21	A B C D	34	A B C D	47	A B C D
9	A B C D	22	A B C D	35	A B C D	48	A B C D
10	A B C D	23	A B C D	36	A B C D	49	A B C D
11	A B C D	24	A B C D	37	A B C D	50	A B C D
12	A B C D	25	A B C D	38	A B C D	51	A B C D
13	A B C D	26	A B C D	39	A B C D	52	A B C D



Download the College Board SAT Practice app to instantly score this test.  
Learn more at [sat.org/scoring](https://sat.org/scoring).



Scan.



Score.



Practice.



# Daily Practice

for the New SAT

 CollegeBoard

V1.0

Practice Tests, Answer  
Sheets, and Links for App  
Download:  
<http://sat.org/scoring>



# Student Score Reporting

An exploration of the student portal

# Features of the Portal

---

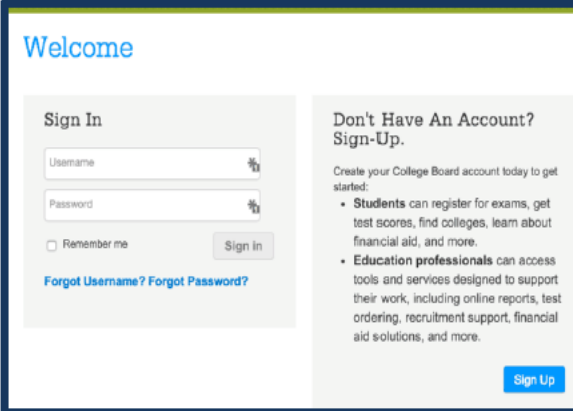
- ▶ **Reporting Details**  
View PSAT/NMSQT scores and see how you would have scored that day on the SAT. How well you do depends on next steps!
- ▶ **Link to Khan Academy!**  
Access free, personalized SAT practice through connecting to Khan Academy. Improve your SAT scores!
- ▶ **Test Questions**  
Sort and filter questions from the test, and review your answers, correct answers, level of difficulty, and answer explanations. Use this information as a learning tool.
- ▶ **AP Potential**  
Find out how much potential you have for success in Advanced Placement! Consider trying a course to be prepared and competitive for post-high school success.
- ▶ **Skills Insight**  
Gain a better understanding of your skills based on your performance, a review suggestions for improving your skills to improve your scores!
- ▶ **Download Full Printable Report**  
Do you need to a hard copy of your score report? Download your full report and print at any time!
- ▶ **College Search**  
Explore and compare colleges through BigFuture! If you are not sure where you want to go, find your college fit through search criteria.
- ▶ **Scholarship Search**  
Want to get an early start on applying for scholarships? Use the scholarship search in Big Future as your guide!

# How to Access Your Scores Online

studentscores.collegeboard.org

- Sign in to your College Board account; if you do not have a College Board account, click 'Sign Up' to create one.
- The steps for creating a College Board account are:
  - Click on the “Sign up” blue box
  - Fill in the fields to create your student account ensuring all information is correct
  - Click “Next” at the bottom when all fields are completed
  - You are now Signed In

*Please note that students under 13 cannot create a College Board Account.*



The screenshot shows the 'Welcome' page of the College Board account management system. It features a 'Sign In' section on the left with input fields for 'Username' and 'Password', a 'Remember me' checkbox, and a 'Sign in' button. Below these fields are links for 'Forgot Username?' and 'Forgot Password?'. On the right, there is a 'Don't Have An Account? Sign-Up.' section with a 'Sign Up' button. A paragraph of text explains the benefits of creating an account, such as registering for exams and accessing support services.



# My Next Steps

---

- ▶ Based on the information provided in your online score reporting portal, what skills should you work on to improve your scores? How will you improve those skills?
- ▶ You have searched for your college fit! What colleges or universities have you identified as schools of interest?
- ▶ What next steps will you take as a result of today's lesson?

